

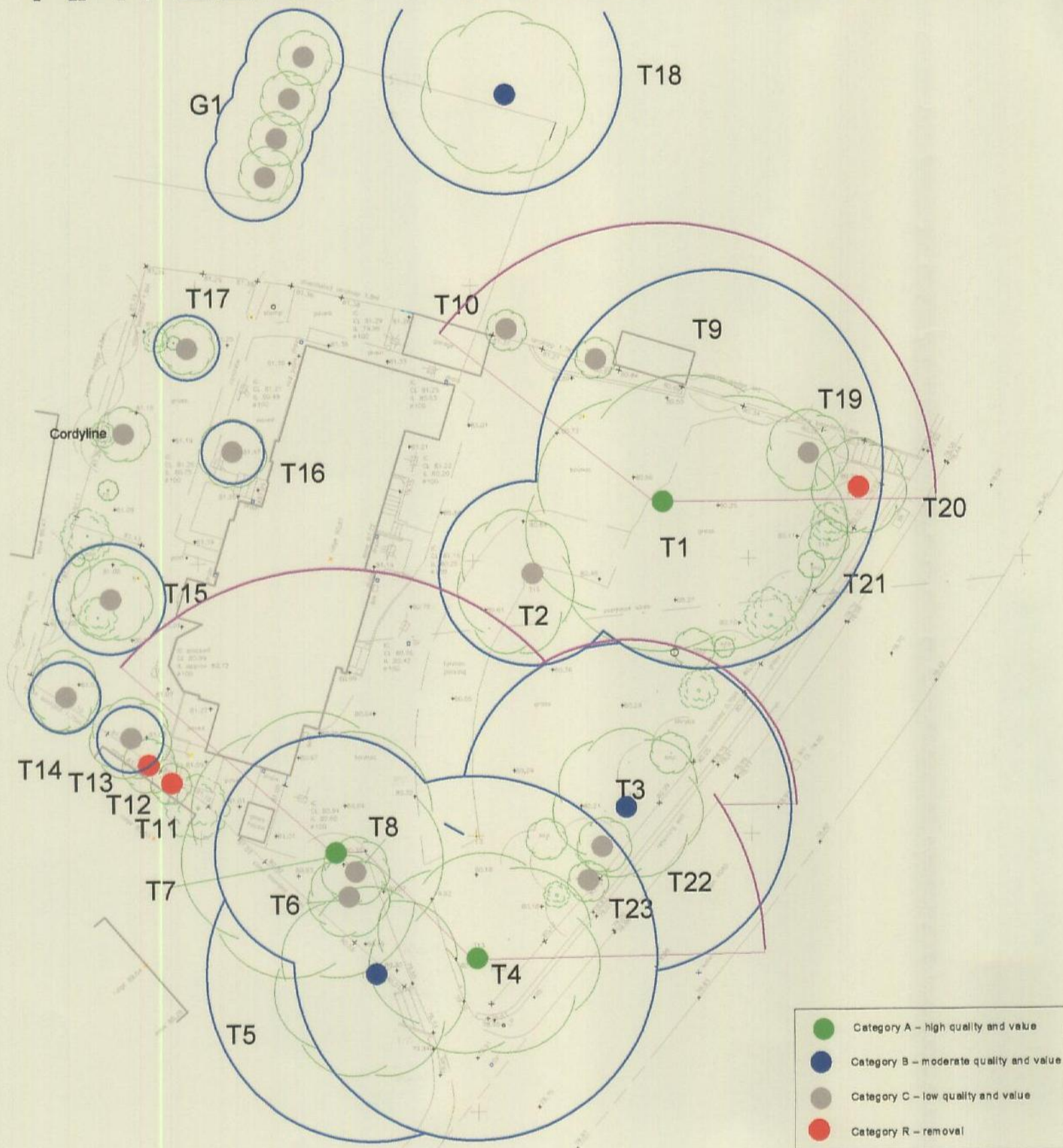
Check All Dimensions on Site  
Before Any Work is Put in Hand.  
This Drawing is The Copyright  
of the Architects

Client	Autosecond Ltd.
Project	Rayleigh House High Road Rayleigh
Drawing Title	Topographical

**e + m design partnership**  
Architects and Planning Consultants  
26/28 The Square, West Street,  
Rochford, Essex SS4 1AJ Tel : (01702) 349588  
Fax : (01702) 347983

Scale	1:200	Date	Feb. 2008
Dwg No	2090/09	Rev	-

# RAYLEIGH HOUSE - TREE CONSTRAINTS PLAN




## TREES AT RAYLEIGH HOUSE, HIGH STREET, RAYLEIGH.


### BS 5837:2005 'Trees in relation to construction - recommendations'

TREE NUMBER	SPECIES	BS 5837: 2005 CATEGORISATION	ROOT PROTECTION AREA RADIUS
T1	Deodar Cedar	A1,2&3	R = 13.8
T2	Paper Bark Maple	B2	R = 6.6
T3	Robinia	B2	R = 12
T4	Copper Beech	A1&2	R = 13.2
T5	Red Oak	B2	R = 12
T6	Sycamore	C2	R = 8.4
T7	Copper Beech	A1&2	R = 13.2
T8	Holly	C2	R = 3.6
T9	Lime	C2	R = 7.2
T10	Golden Lawson Cypress	C2	R = 1.8
T11	Horse Chestnut	R	
T12	Norway Maple	R	
T13	Cotoneaster waterli	C2	R = 2.4
T14	Honey Locust	C2	R = 2.6
T15	Eucalyptus	C2	R = 4
T16	Dove tree	C2	R = 2.2
T17	Bramley Apple	C2	R = 2.4
G1	4x Lawson Cypress	C2	R = 3.6
T18	Horse Chestnut	B2	R = 8.4
T19	Yew	C2	-
T20	Silver Birch	R	
T21	Holly Weeping	C2	R = 2.4
T22 & T23	Myrobalan Plum	C2	R = 1.5

RPA - root protection area as defined by Table 2 BS 5837:2005



Shading arcs - current height of tree



**D.F. Clark Bionomique Ltd**  
 ANDREWS FARM  
 BURNHAM RD  
 ALTHORPE  
 CHELSEA, LONDON  
 SW14 8JH  
 TEL: 0181 740876  
 FAX: 0181 743242  
 WWW.DFC.LTD.UK

CLIENT: Autosecond Ltd

SITE ADDRESS: RAYLEIGH HOUSE

DATE: 28TH JULY 2007 SCALE: 1:200

DRAWN: SHARON HOSEGOOD DRWG NO: DFC 026 TCP

Revision: Orientation