

| LUMINAIRE SCHEDULE | | | |
|--------------------|-----------|-------|---|
| SYMBOL | REFERENCE | IMAGE | DESCRIPTION |
| | A | | MANUFACTURER: ABACUS RANGE: CHALLENGER LED 1 AL6201_10752S LUMENS: 129087 LM WATTAGE: 1016W IP66 POST MOUNTED EXTERNAL FLOODLIGHT LUMINAIRE REF: AL6201_10752S + 15.0M MAST |
| | B | | MANUFACTURER: ABACUS RANGE: CHALLENGER LED 1 AL6102_15752S LUMENS: 203437 LM WATTAGE: 1539W IP66 POST MOUNTED EXTERNAL FLOODLIGHT LUMINAIRE REF: AL6102_15752S + 15.0M MAST |

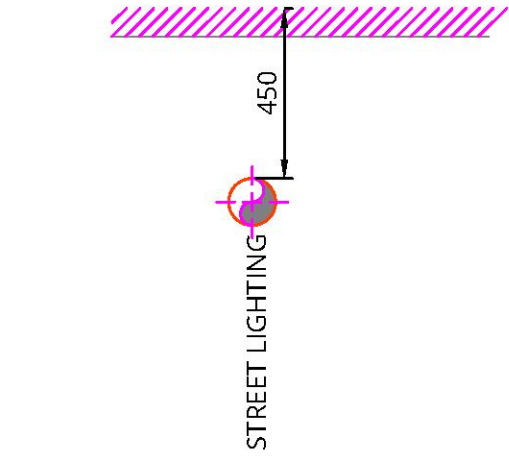
NOTES:
DO NOT SCALE FROM THIS DRAWING. ALL LEVELS, ANGLES
AND DIMENSIONS TO BE CHECKED ON SITE PRIOR TO
COMMENCEMENT OF WORKS.

THIS DRAWING IS TO BE READ IN CONJUNCTION WITH ALL
RELEVANT BARKER ASSOCIATES DRAWINGS, SCHEMATICS,
ARCHITECTS, STRUCTURAL AND ALL OTHER SERVICES
DRAWINGS, SPECIFICATIONS AND SCHEDULES.

LEGEND

LTG PROPOSED LIGHTING DUCT

1 400x400 DRAW PIT

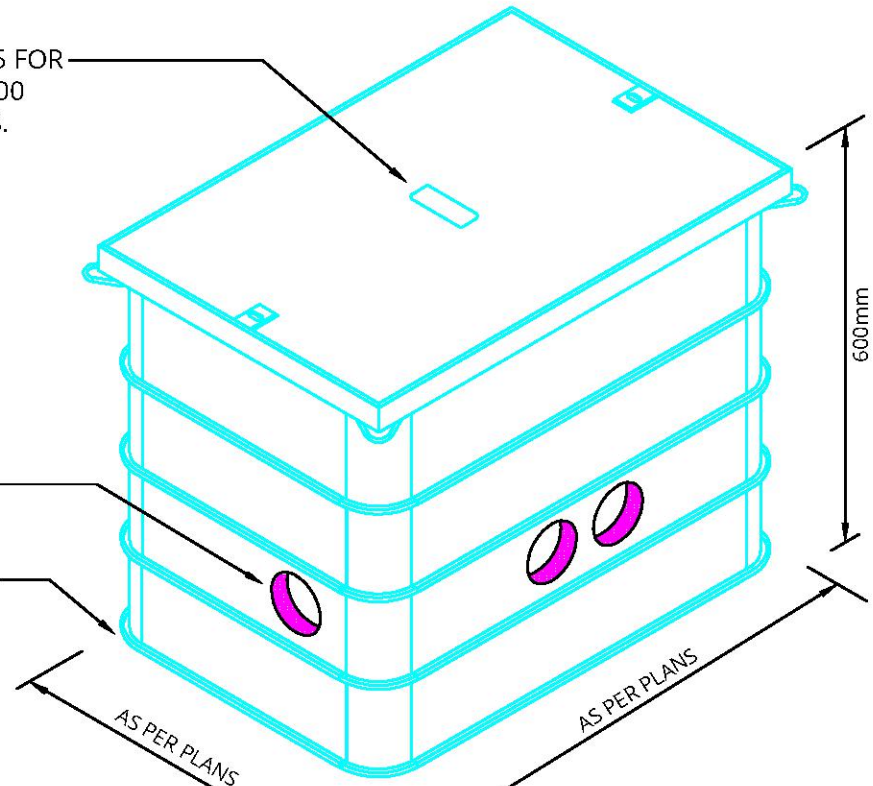


STANDARD
SERVICES ROUTE PRINCIPLES
WITHIN LANDSCAPE
(Scale: 1:20)

APPROVED CHAMBER LID TO B125 FOR
FOOTWAY APPLICATIONS AND D400
FOR CARRIAGEWAY APPLICATIONS.

DUCTS MUST NOT ENTER WITHIN
50mm OF A CORNER SECTION.

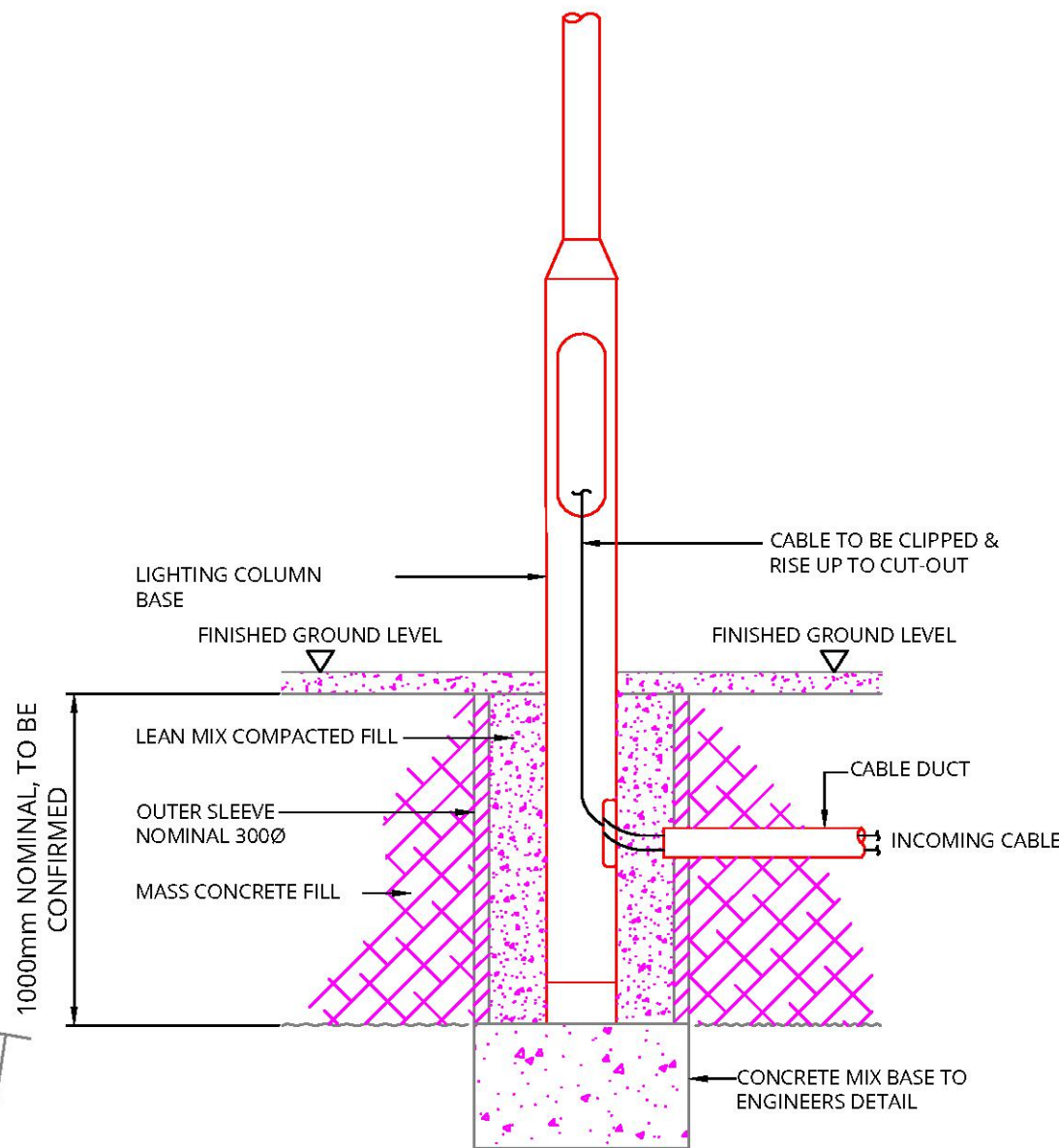
100mm BED OF MOT TYPE 1 FOR
LOWER LOAD & 200mm
REINFORCED CONCRETE FOR
CARRIAGEWAY APPLICATIONS



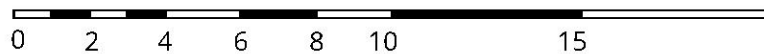
TYPICAL STAKKABOX CHAMBER PIT
CONSTRUCTION
(Scale: NTS)

1x63Ø LIGHTING DUCT

1x63Ø LIGHTING DUCT



TYPICAL LIGHTING COLUMN
INSTALLATION DETAIL
Scale: NTS



| Drawing Status: | | | |
|-----------------|--------------|---------|----|
| TENDER | | | |
| T01 | TENDER ISSUE | Oct. 24 | CC |

| Rev | Description | Date | By |
|---|-------------|------|----|
| Majesty House, Avenue West Skyline 120, Braintree Essex, CM77 7AA T: 01279 647111 W: www.barker-associates.co.uk E: mail@barker-associates.co.uk © THIS DRAWING IS A COPYRIGHT OF BARKER ASSOCIATES. | | | |

| | |
|---------|--------------|
| Client: | LIFT SCHOOLS |
|---------|--------------|

| | |
|----------------|--|
| Project Title: | AET - 3G PITCH RESURFACING GREENSWARD ACADEMY - 3G PITCH LIGHTING |
|----------------|--|

| | |
|----------------|--------------------------|
| Drawing Title: | EXTERNAL LIGHTING LAYOUT |
|----------------|--------------------------|

| ELECTRICAL SERVICES | | | | | |
|---------------------|---------------------------|-----------|---------|----------|----|
| Project No: | P24.0016 | Date: | Oct. 24 | Drawn: | CC |
| Scale: | 1:200 @A1 | Status: | D2 | Checked: | CR |
| Drawing Number: | P24616-BA-ZZ-00-DR-E-9600 | Revision: | T01 | | |