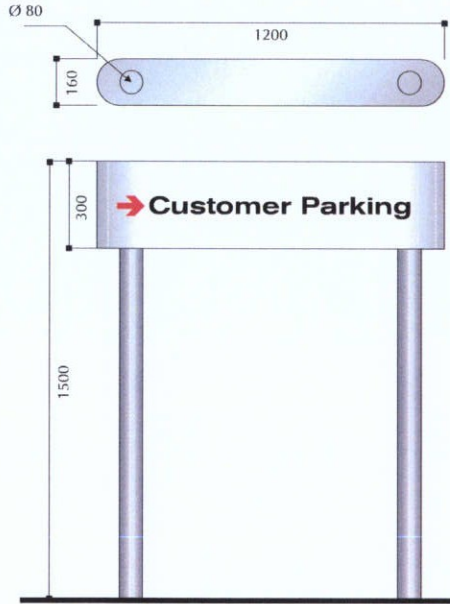



07/520




**7** SINGLE SLAT DIRECTIONAL SIGN  
 SIZE - 1200 x 1500mm  
 SCALE 1:25  
 NIE410001-TBA  
 LOCATION TBA

*NEW  
ILLUMINATED*



SIGNS: EXISTING



SIGNS: PROPOSED

**ROCHFORD DC  
APPROVED PLAN**

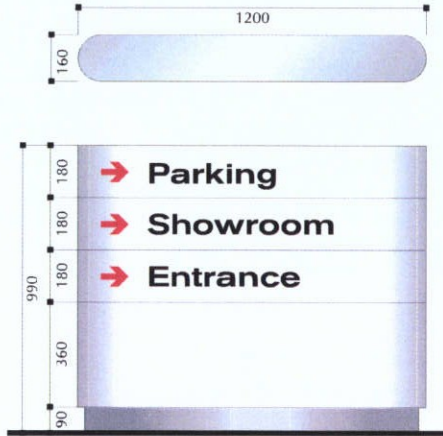
**25 MAY 2007**

07/520/100V

**ECCE (UK)**  
 Sandfield Close  
 Moulton Park  
 Northampton NN3 6EU  
 England  
 Telephone +44 (0)1604 790000  
 Telefax +44 (0)1604 790190




07 520 20




**8** TRIPLE SLAT DIRECTIONAL SIGN  
WITH ENCLOSED BASE  
SIZE 1200 x 990mm  
SCALE 1:25  
NIE410003-TBA  
LOCATION TBA

*now  
ILLUMINATED*



SIGNS: EXISTING



SIGNS: PROPOSED

**ROCHFORD DC  
APPROVED PLAN**

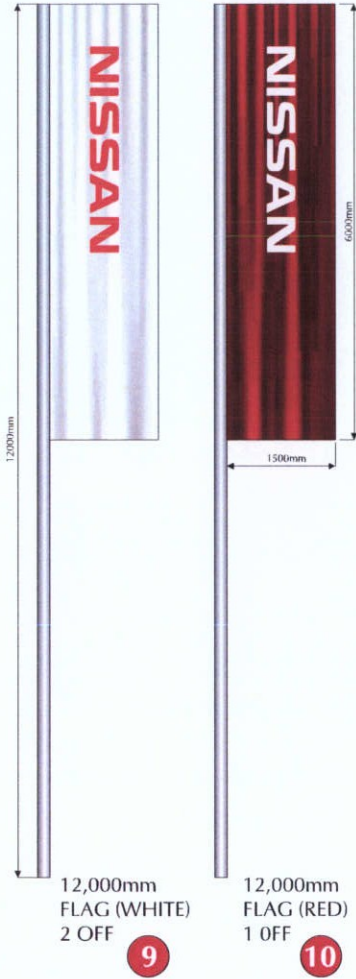
**25 MAY 2007**

07/520/140V

**ECCE (UK)**  
Sandfield Close  
Moulton Park  
Northampton NN3 6EU  
England  
Telephone +44 (0)1604 790000  
Telefax +44 (0)1604 790190




025 20




LOCATION TBA

*Non  
Diminished*



SIGNS: EXISTING



SIGNS: PROPOSED

**ROCHFORD DC  
APPROVED PLAN**

**25 MAY 2007**

02/1520/180V

**ECCE (UK)**  
 Sandfield Close  
 Moulton Park  
 Northampton NN3 6EU  
 England  
 Telephone +44 (0)1604 790000  
 Telefax +44 (0)1604 790190

