








RECEIVED
31 JAN 2018
SURVEILLANCE

- KEY**
-  Tree Crown
 -  Root protection area
 -  Tree to be removed
 -  Category A tree
 -  Category B tree
 -  Category C tree
 -  Category U tree

Tree Schedule
T1 - Ash
T2 - Holm oak
T3 - Holm oak
T4 - Lawson cypress
T5 - Apple
T6 - Apple
T7 - Apple
T8 - Cypress
T9 - Lawson cypress
T10 - Cypress
T11 - Cherry

To be read in conjunction with the tree report in line with BS5837:2012
Original drawing is in colour a monochrome copy should not be relied on
Based on site plan by A9 Architects

MoorePartners Ltd

J M Moore

Blue House Cottage
Maldon Rd
Bradwell on Sea
Essex CM0 7HR

Tel - 01621 776590
Mob - 07912 617939
judith.moore@moorepartners.co.uk
www.moorepartners.plus.net

Client A9 Architects

Title Tree Constraints Plan
24 Hockley Road, Rayleigh

Scale 1:200 @ A3

Date 21-09-17

Drawn by JM Moore

Checked by PRM

Drawing number

A9/HOC/01

Revision

prelim

