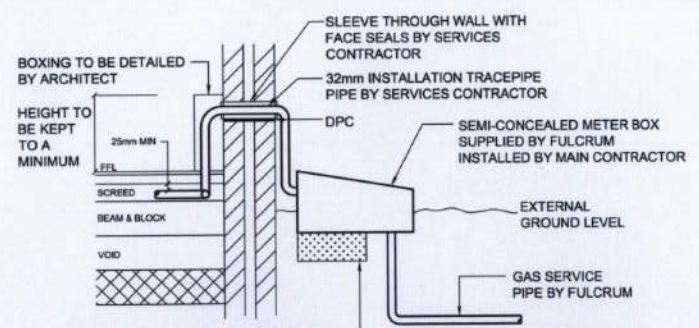


26 MAY 2017

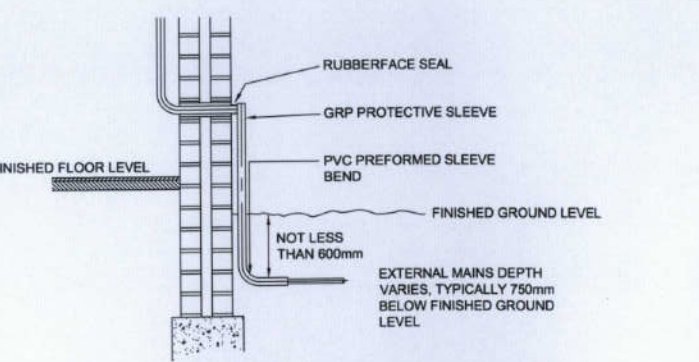
- KEY
- VIRGIN MEDIA SUPPLY
 - BT SUPPLY
 - POWER SUPPLY
 - GAS SUPPLY
 - WATER SERVICES SUPPLY

- 1x VIRGIN MEDIA CABLE DUCT TO SERVE RESIDENTIAL UNITS
- 1x PURPLE BT CABLE DUCT TO SERVE RESIDENTIAL UNITS
- 1x POWER SUPPLY
- 1x PE LP GAS SUPPLY

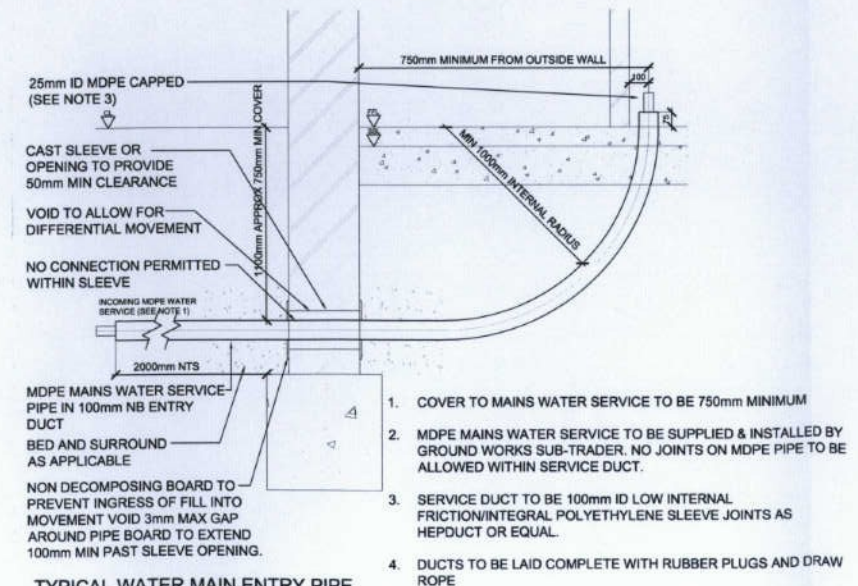
- M&E SERVICES ENTERING INTO BASEMENT OF EXISTING BUILDING.
- 1x MDPE COLD WATER SUPPLY BY E&S WATER.
- M&E SERVICES ENTERING INTO FLAT 3
- M&E SERVICES ENTERING INTO FLAT 4



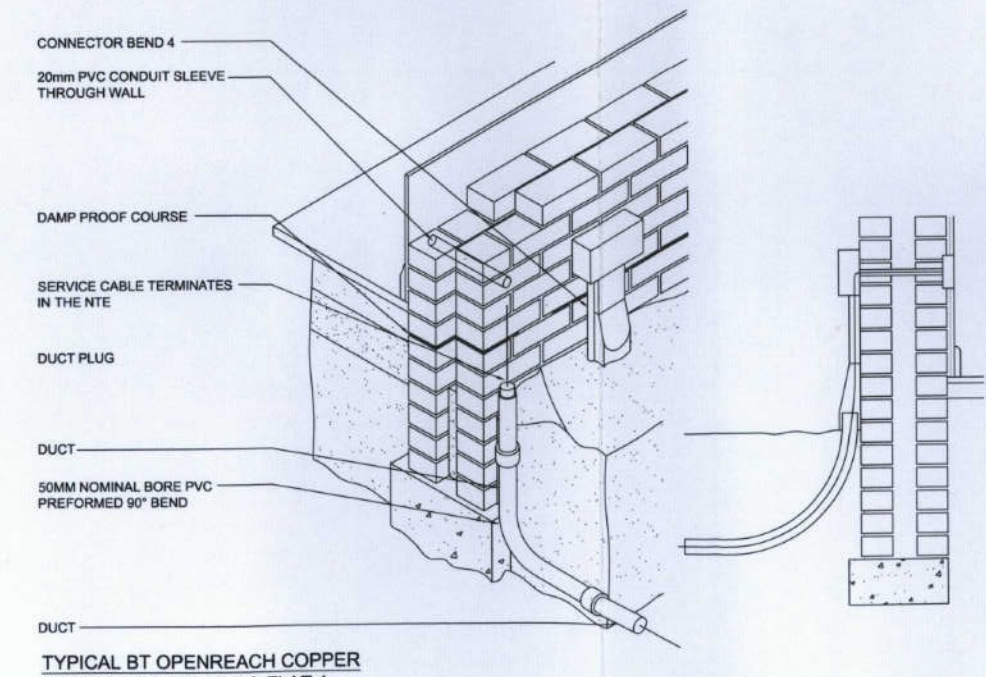
TYPICAL DOMESTIC INCOMING SEMI RECESSED GAS METER BOX
FLAT 3 & FLAT 4 ONLY
Scale: NTS



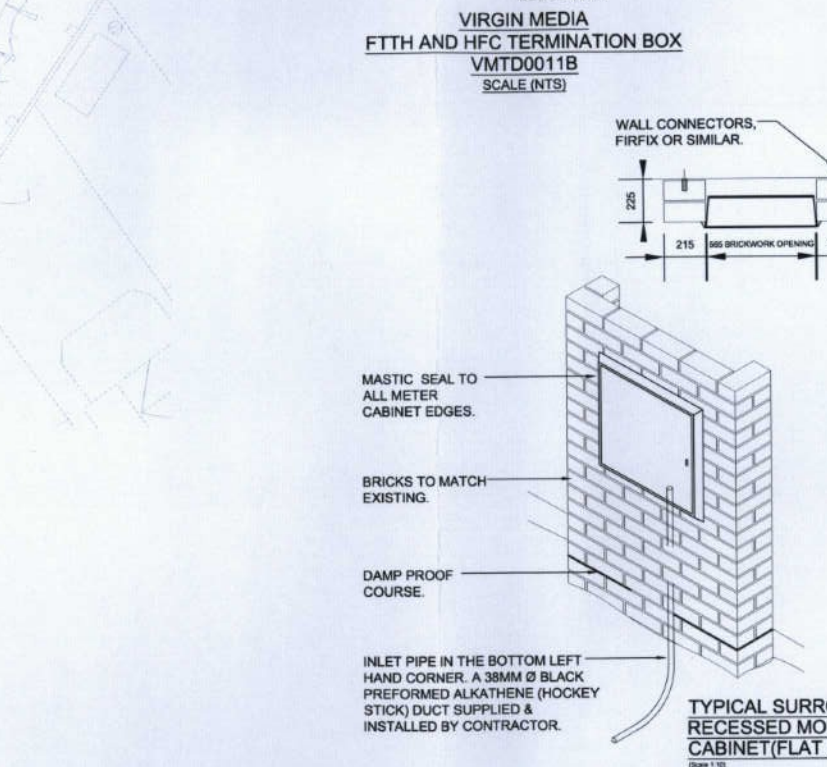
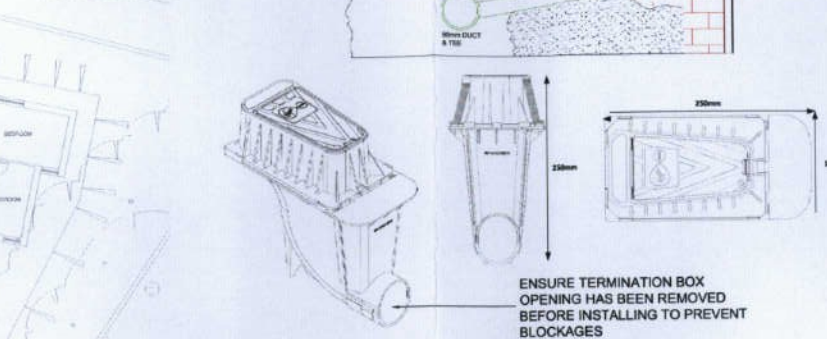
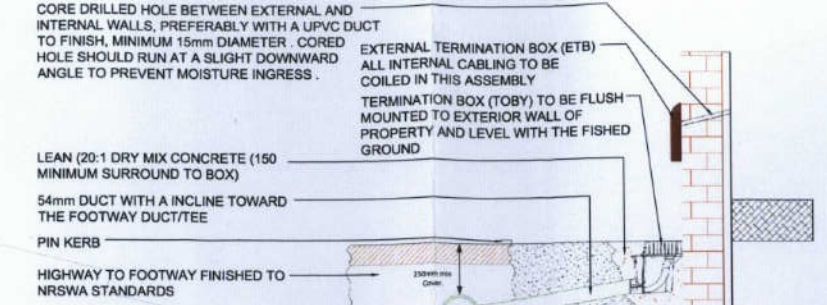
TYPICAL INCOMING GAS MAIN ENTRY DETAIL PASSING THROUGH A WALL INTO SERVICES CUPBOARD
BLOCK A & BLOCK B
SCALE: NTS



TYPICAL WATER MAIN ENTRY PIPE
SCALE (NTS)



TYPICAL BT OPENREACH COPPER INSTALLATION FLAT 3 & FLAT 4
SCALE (NTS)



P3	24.05.17	PLANNING PROPOSAL SUBMISSION	LEW
P2	May. 17	PRELIMINARY ISSUE - REVISED	RAM
P1	Apr. 17	PRELIMINARY ISSUE - REVISED	RAM
P	Apr. 17	PRELIMINARY ISSUE	RAM
Rev:	Date:	Amendments:	Drawn:

PRELIMINARY

Brontide Consulting
Building Services Consultants

Unit 15, Old Park Farm, Main Road,
Ford End, Chelmsford, Essex, CM3 1LN

Telephone: 01245 - 237336

Email: info@brontideconsulting.com
Web: www.brontideconsulting.com



Project:
19 SOUTH STREET,
ROCHFORD, ESSEX
SS4 1BW

INCOMING UTILITY SERVICES LAYOUT

Drawn:	Engineer:	Approved:	Date:
JAW	RM	IW	APR 17
Scale:	Reference File:		
1:200 @ A1			

EXTERNAL SERVICES

Drawing Number: 0117 - ES - 1001
Revision: P3