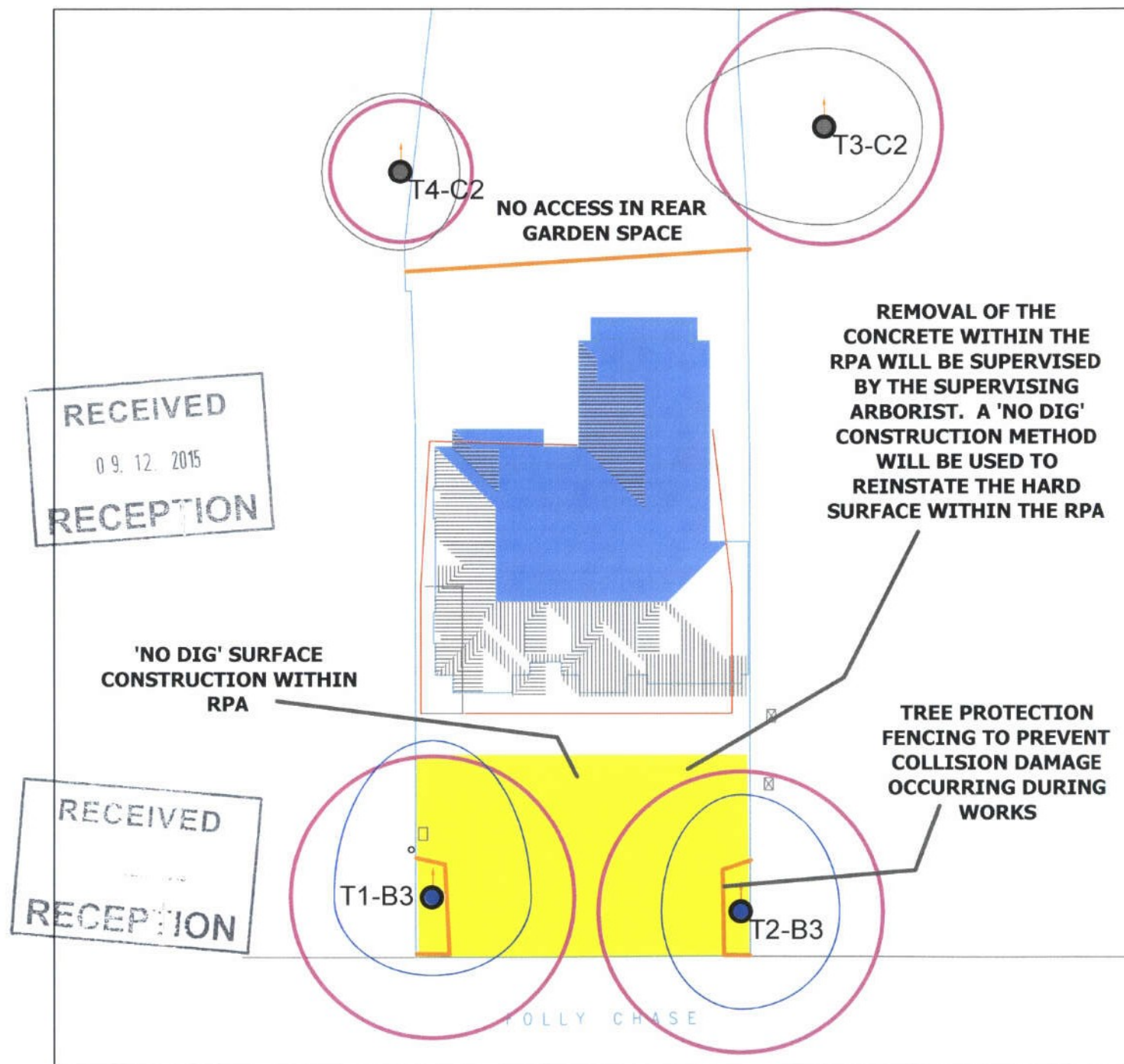


metson
ARCHITECTS








STUDIO 1, LEIGH PARK ROAD, LEIGH-ON-SEA, ESSEX SS92DU E: ADMIN@METSON-ARCHITECTS.COM T: 01702 472714

CAN 12 ~ Additional report copies can be
forwarded by email if required?

COMPLIMENTS



KEY

-  Tree Position with Canopy Spread plus BS5837 Category A1, A2 or A3
-  Tree Position with Canopy Spread plus BS5837 Category B1, B2 or B3
-  Tree Position with Canopy Spread plus BS5837 Category C1, C2 or C3
-  Tree Position with Canopy Spread plus BS5837 Category U
-  Root Protection Area (RPA) - Based on Simple Radius from Tree
-  - First significant Branch direction (FSB)
-  - Protective Fence Line

TREE PROTECTION PLAN

CLIENT: M Metson

PROJECT: Grasscroft, Folly Chase, Hockley, Essex

DATE: 9th November 2015

SCALE: 1:200 A3



ANDREW DAY
ARBORICULTURAL CONSULTANCY LTD

CREG NA BAA
BROOK ROAD
TILLINGHAM
ESSEX
CM0 7SG

TEL: 01621 779811 MOB: 0777 231 7770

EMAIL: andy@andrewdayconsultancy.com