

David Grew Dip B.M, I.C.I.O.B, M.R.I.C.S.
Chartered Surveyor
PO BOX 2091
HOCKLEY,
ESSEX. SS5 4WR
TEL/FAX – 01702 203188- 07740201389. info@davidgrew.co.uk

Fao Mike Stranks
Planning Services
Rochford District Council
Council Offices
South Street
Rochford
Essex
SS4 1BW

12th February 2015

Please find attached list of information provided for application to discharge planning conditions attached to decision 14/00622/FUL

Cheque for £97

Condition 2

Sample of TBS Hammersmith London Stock Brick
Printed details of Ibstock Leicester Red Stock
Printed details of Magnet Statesman Professional Victorian Non Bar Timber Windows
Printed details of Magnet Premium Hardwood Front Door
Sample of Spanish Natural Roof Slate

Condition 4

Landscaping plan
Printed details of picket fence (~~to be omitted~~)

Condition 5

Landscaping plan as above

Condition 9

Storage plan

Condition 10

Landscaping plan as above

Condition 13

1:5 window detail drawing



14/00622/FUL
Condition 2
Arch Type
brick for detailing (see over)

a) Flat gauged (also called Skewback, Jack or Georgian)



This is a traditional 3 course 215mm high flat gauged arch with 5 or 10mm joints (customer preference) made to window opening. Up to 1500mm in one unit – it must be used in conjunction with a steel lintel.

b) Flat with camber rise and cross bonded bricks



This is a traditional 4 course 290mm high flat gauged arch with 5 or 10mm joints (customer preference) made to window opening. Up to 1500mm in one unit – it must be used in conjunction with a steel lintel.

c) Segmental



This is a traditional 3 course 215mm high segmental arch with 75mm rise, 5 or 10mm joints with white UPVC rise filler made to window opening. Up to 1500mm in one unit – it must be used in conjunction with a steel lintel.

d) Semi-circular



e) Bullseye



630mm
910mm
1200mm } opening sizes

Manufacturing Method

Available in a wide range of load bearing and non-load bearing pre-fabricated from openings 450mm to 6000mm.

a) Loose brick (usually requires a lintel or other mechanical support)



b) Non-Structural (requires a lintel – not available fair faced soffit)



c) Structural (integral support – available with fair faced soffit)



Important note: All Brickwork Components backing block materials exceed 2.9 N/mm² compressive strength as required by BS 8103 for structures up to two storeys high. For three storey buildings, a crushing strength of over 7.3 N/mm² must be requested at time of order. For structures above three storeys the required strength must be calculated under BS5628 Part 1.

Most elements have been designed for one person installation. Where units are over the weight of a one person lift, mechanical lifting is recommended and appropriate lifting points are provided.





Leicester Red Stock 4930



Parham Light Multi Stock 0732



Laybrook Multi Orange Stock 0772



Betley Cottage Blend 3058



Weston Red Multi 3055



Audley Red Mixture 3022



For the technical properties of our bricks, see our index pages or visit our brick selector online at www.ibstock.com, choose the brick you need and click on technical specification for a download to print out or save. Alternatively download the Brick Selector App on your smartphone at www.ibstock.com/mobile.



Leicester Multi Red Stock 4942



Leicester Weathered Multi 4935



Weston Red Multi Stock 3055
Private Housing, Crick, Northampton



Make an application

Application Overview

Use the tabs below to navigate through the details of your application.

[View video help for the online application process](#) (opens in a popup window).

[Overview](#)

[Forms](#)

[Supporting Docs](#)

[Fees](#)

[Check, Pay & Submit](#)

Confirmation

Thank you. Your application was submitted to Rochford District Council on 12 February 2015 at 14:24. You should expect a response within 10 working days.

The Planning Portal reference number for this proposal is: PP-03978878

Please quote this reference number in any initial correspondence with the local planning authority.

It is now the responsibility of Rochford District Council to process your application and all further correspondence must be addressed to them.

IMPORTANT: Payment is still required for your application.

Your application will not be processed until payment has been received. Please pay for your application using the details below.

Payment by cheque

[Help](#)

A cheque payment of £97.00 is now due. Please read the following instructions carefully:

- 1. Write a cheque payable to Rochford District Council
- 2. Clearly mark the application reference number on the back of the cheque: PP-03978878
- 3. Post the cheque as soon as possible to Rochford District Council
- Council Offices
- South Street
- Rochford
- Essex
- SS4 1BW

You will be able to access your submitted application on the Planning Portal, but after two years you will no longer be able to download or amend it. For further details, [read our archiving policy FAQs](#).

You are strongly advised to keep a copy of the application in your own records.

You can download a copy of your application from the 'My Applications' page or you can print your application from the 'overview' tab.

If you need to submit a building control application you may be able to do so online. You can contact the relevant local planning authority or visit their website for further information on their building control services. Alternatively, you can contact an [Approved Inspector](#).

Help

Please follow the instructions provided above.

Please note that your application will not be validated until payment has been received.



Self 20

Statesman Professional



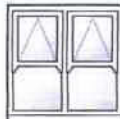
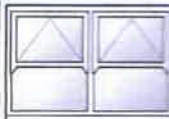


Victorian Non Bar

Mock sash window, has the look of a traditional sliding sash when viewed from the outside without the extra cost.



trickle vents

LIST PRICE		Actual window width						
		483mm	625mm	910mm	1195mm	1195mm	1195mm	1765mm
								
Actual window height	745mm	VBN107B £682.64	✓	✓				
	895mm	VBN109B £700.40	VBS109B £729.19	VBN209B £931.79	VBS209B £1,018.72			
	1045mm	VBN110B £715.77	VBS110B £746.94	VBN210B £960.13	VBS210B £1,057.03	VBS210BMOE*** £1,551.43	VBS210BB £1,348.26	VBS310BB £1,650.87
	1195mm	VBN112B £735.90	VBS112B £764.70	VBN212B £1,017.93	VBS212B £1,131.02	VBS212BMOE*** £1,591.56	VBS212BB £1,376.78	VBS312BB £1,760.47
	1345mm	VBN113B £781.00	VBS113B £785.71	VBN213B £1,050.49	VBS213B £1,158.95	VBS213BMOE*** £1,657.95	VBS213BB £1,412.59	VBS313BB £1,819.41
	1495mm		VBS115B £825.68	VBN215B £1,107.42	VBS215B £1,230.94		VBS215BB £1,486.45	VBS315BB £1,927.11
	1645mm			VBN216B £1,141.86	VBS216B £1,272.99			

All pre-glazed windows will be supplied with toughened glass where necessary when above 1345mm high. **Windows supplied comply with means of escape. ***MOE - windows comply with means of escape building regulations using a flying transom. All images are for illustration purposes only. Please refer to specifications for full details of each range.



PREMIUM HARDWOOD DOORS

PREMIUM HARDWOOD DOORS

• Fully FSC certified Hardwood door • High quality meranti veneer • 19mm meranti lippings • Fully bedded robust glazing system with 14mm toughened glass units • All glazing units toughened to EN12150:1 • High moisture resistant 24mm MDF panels with meranti veneer for extra stability • Mortice and tenon construction • Stable doors with new slab design for greater performance.



FROM ONLY
LIST £311.20

PREMIUM HARDWOOD DOORS

ACACIA PRE-GLAZED WITH
OBSCURE PATTERNED GLASS*

SIZE/DESCRIPTION

1981 x 838 (66 x 29)

V

CODE
64088304

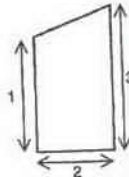
LIST
£311.20



62

Glass aperture size in mm, please allow
tolerance for fitting.

CODE	1	2	3
64086604	925	240	975
64086702	925	279	975
64086800	975	265	1025



Obscured
Leadlights



FROM ONLY
LIST £195.60

PREMIUM HARDWOOD DOORS

M&T RICHMOND PRE-GLAZED CLEAR*

• Hardwood veneer

SIZE/DESCRIPTION

1981 x 762 (66 x 26)

1981 x 838 (66 x 29)

2032 x 813 (68 x 28)

CODE

64086310

64086408

64086506

LIST

£299.34

£302.59

£306.03

RICHMOND M&T UNGLAZED

1981 x 762 (66 x 26)

1981 x 838 (66 x 29)

2032 x 813 (68 x 28)

CODE

64086604

64086702

64086800

LIST

£195.60

£204.62

£208.16

Please note: Obscured patterned glass is not for use in fire doors.
All external doors are fire rated.

www.magnettrade.co.uk

RECEIVED
13.02.2015
RECEPTION


14/00622/FUL

600mm HIGH TO FRONT BOUNDARY

RECEIVED

13.02.2015

RECEPTION



STORAGE PLAN

STORAGE AREA

RECEIVED
13.02.2015
RECEPTION

LOADING, UNLOADING,
RECEPTION AND STORAGE AREA

LAND ADJ THE MANSE
CHAPEL LANE
GREAT WAKERING

APPLICATION 14/00622/FUL
CONDITION 9

PLAN N.T.S

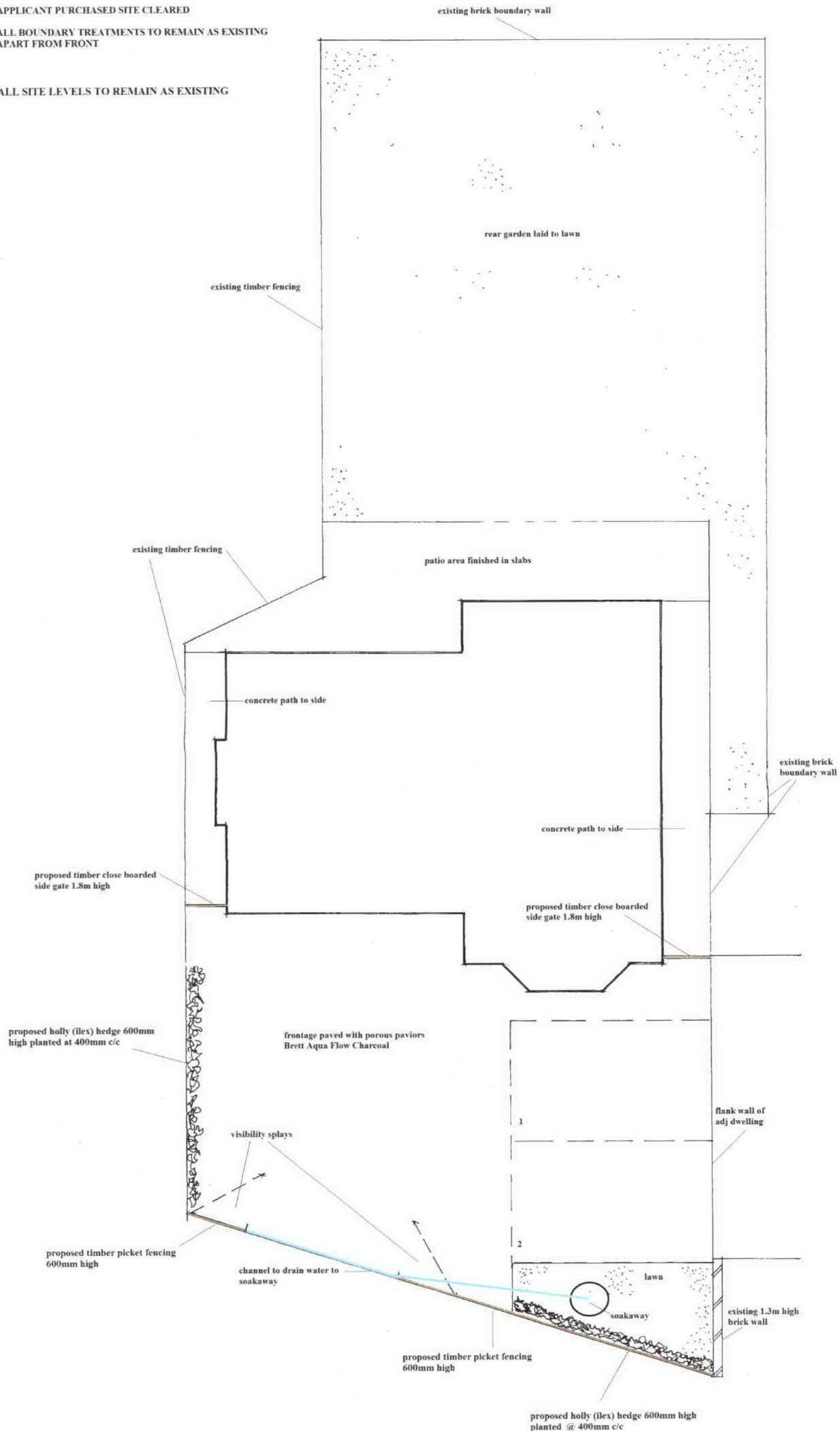
LANDSCAPING PLAN

NOTE

APPLICANT PURCHASED SITE CLEARED

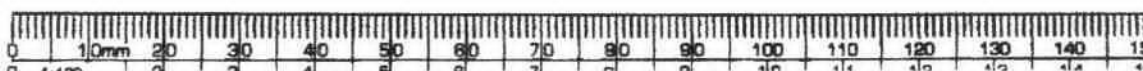
ALL BOUNDARY TREATMENTS TO REMAIN AS EXISTING
APART FROM FRONT

ALL SITE LEVELS TO REMAIN AS EXISTING



RECEIVED
13.02.2015
RECEPTION

Scale 1:100



LAND ADJ THE MANSE, CHAPEL LANE,
GREAT WAKERING.

APPLICATION 14/00622/FUL

CONDITIONS 4, 5, 10

WINDOW DETAIL DRAWING

14/00622/FUL



window section scale 1/5

