

Holli Fielden

From: .box.PPRSTeam [PPRSTeam@uk.ngrid.com]
Sent: 07 October 2011 10:48
To: Planning Applications
Subject: FW: National Grid Plant Enquiry Response - Ref: NL_TE_Z6_F_08726 (Your Ref: 11/00259/FUL)
Attachments: DigSafe_credit_card3d_gas_final_amends_061207.pdf; Other_Address_Flyer_v8.xls; Digsafe_leaflet3e_061207.pdf; gas_map_0710201110472437792232.PNG

Regards
Janet Parkinson
Adminstrator Asst
Engineering Services
Customer Services - Gas Distribution
National Grid
Int: 7153 2961
Ext: 01455 232961
Email: Janet.Parkinson@uk.ngrid.com
Fax:01455 233790

From: GL Plant Enquiries Trial System [mailto:noreply@glplantenquiries.com]
Sent: Friday, October 07, 2011 10:48 AM
To: .box.PPRSTeam
Subject: National Grid Plant Enquiry Response - Ref: NL_TE_Z6_F_08726 (Your Ref: 11/00259/FUL)

Formal Consultation / Statutory Order - Ref: NL_TE_Z6_F_08726 (Your Ref: 11/00259/FUL)

National Grid acknowledges receipt of your enquiry received on 06/10/2011.

A standard assessment has been carried out with respect to our operational gas and electricity apparatus.

The works proposed are likely, unless controlled, to adversely impact the safety and integrity of National Grid apparatus.

If you decide to proceed with these works, please contact us again so that we may arrange for technical advice and guidance to be provided.

Please note this assessment is purely related to the potential for the proposed physical works to adversely impact National Grid's assets. It does not imply in any way the acceptability of the proposed development from a planning perspective.

See the assessment below for full details.

Apparatus owned by other operators may be present in this area. It is your responsibility to make contact with these operators.

Assessment

There is National Grid apparatus directly crossing your Area of Enquiry. Before carrying out any excavation, trial holes must be dug to find the exact position of gas pipes, using recognised and agreed safe hand digging techniques.

Reference should be made to the HSE Guidance Note HSG47 - 'Avoiding Danger from Underground Services'.

Please read the rest of this message and its attachments carefully for additional information and guidance.

Due to the nature of the planning application and the presence of National Grid apparatus within the above mentioned site, the contractor should contact National Grid before any physical works are carried out to ensure our apparatus is not affected by any of your works.

High or Intermediate Pressure Gas Distribution Apparatus

There is High or Intermediate Pressure gas apparatus in the vicinity of your enquiry which may be affected by your proposed activities.

It is essential that NO works or crossings of our High or Intermediate Pressure pipelines are carried out until detailed consultation has taken place.

The excavation of all trial holes in the vicinity of High or Intermediate Pressure pipelines shall be supervised by a National Grid responsible person.

Medium or Low Pressure Gas Distribution Apparatus

There is Low or Medium pressure gas apparatus in the vicinity of your enquiry which may be affected by your proposed activities.

It is essential that **NO** mechanical excavations take place above or within 0.5 m of Low and Medium pressure systems.

You should where required **CONFIRM THE POSITION** of mains using **HAND DUG TRIAL HOLES**.

Guidance

See attached for DigSafe Guidance 'Credit Card'

See attached for National Grid 'Useful Addresses' Flyer

If working in the vicinity of a high pressure gas pipeline the following document must be followed: 'Specification for Safe Working in the Vicinity of National Grid High Pressure Gas Pipelines and Associated Installations – Requirements for Third Parties' SSW22. This can

be obtained from:

http://www.nationalgrid.com/NR/rdonlyres/50ACAC0A-ED26-41A7-91FA-83163A98270F/23790/TSPSSW22_J537_Rev0807.pdf

See attached for National Grid 'DigSafe' Leaflet

Safe digging practices, in accordance with Health and Safety Executive document HSG47, must be used to verify and establish the actual position of mains, pipes, cables, services and other apparatus on site before any mechanical plant is used.

It is your responsibility to ensure that all relevant information is provided to all persons (either direct labour or contractors) working for you on or near National Grid apparatus.

It must be stressed that both direct and consequential damage to gas or electricity apparatus can be dangerous both for your employees and the general public.

Repairs to any such damage will incur a charge. Your works should be carried out in such a manner that we are able to gain access to our apparatus throughout the duration of your operations.

Work carried out without proper consultation is done so at your own risk.

Please note that apparatus owned by other operators may be present in this area. Information with regard to such apparatus should be obtained from the owners.

Should the location, date or nature of your activities change, you must submit another enquiry which reflects the updated details.

If you require further assistance please contact the National Grid Plant Protection team:

Plant Protection

National Grid

Block 1; Floor 2

Brick Kiln Street

Hinckley

LE10 0NA

Tel: 0800 688 588

Email: plantprotection@uk.ngrid.com

Reporting a Gas Emergency

If you smell gas or are worried about gas safety in Britain, you can call **0800 111 999** at any time, day or night. Your call will not cost you anything. Calls are recorded and may be

monitored.

Received Date

06/10/2011

On behalf of Third Party

Organisation Name: Rochford District Council

Contact Name: mike stranks

Email address: planning.applications@rochford.gov.uk

Telephone: 3412

Address: Ciuncil Offices, South Street, Rochford, Essex, SS4 1BW

Your Reference

11/00259/FUL

Location

Grid Reference: 585089.5, 191475.5

X Extent: 455

Y Extent: 455

Location Description: SS5 4LR LAND BETWEEN MAIN ROAD, RECTORY ROAD, CLEMENTS HALL WAY, HAWKWELL, ESSEX

Recipients

PPRSTeam@uk.ngrid.com

Notice Type

Formal Planning Application

Work Types

Map Options

Paper Size: A4

Orientation: Portrait

Requested Scale: 1:2500

Actual Scale: 1:5000 (GAS)

Real World Extents: 1010m x 1090m (GAS)

Description of Works

DEMOLISH DWELLINGS AND CONSTRUCT 176 HOUSES

This e-mail, and any attachments are strictly confidential and intended for the addressee(s) only. The content may also contain legal, professional or other privileged information. If you are not the intended recipient, please notify the sender immediately and then delete the e-mail and any attachments. You should not disclose, copy or take any action in reliance on this transmission.

You may report the matter by calling us on 0800 085 4806.

Please ensure you have adequate virus protection before you open or detach any documents from this transmission. The Group Companies do not accept

10/10/2011

any liability for viruses. An e-mail reply to this address may be subject to monitoring for operational reasons or lawful business practices.

For the registered information on the UK operating companies within the National Grid group please use the attached link:

<http://www.nationalgrid.com/corporate/legal/registeredoffices.htm>

Excavating Safely – General Advice

- You must have a site induction and read relevant risk assessments to prevent injury.
- You must have full colour plans of National Grid gas pipes available on site before work commences. The position of all National Grid gas apparatus should be established using plant location equipment and marked clearly on the surface before excavation work begins – if in doubt ask your supervisor
- Before work begins, trial holes should be dug to find the exact position of gas pipes, using recognised and agreed safe hand digging techniques.

- Before using mechanical excavators always locate gas pipes by hand dug trial holes.
- You must not use a mechanical excavator
 - within 0.5 metres of a low/medium pressure gas pipe
 - within 3.0 m of an intermediate pressure gas pipe
- Any concrete blocks near gas pipes must not be removed as they may be part of an anchoring system – if in doubt contact National Grid on **0800 688 588**.
- Gas pipes must be supported as agreed and detailed in the risk assessment.
- Take care to avoid trench collapse. Trench sheets must not be placed against metallic gas pipes.

- To avoid injury you must use Personal Protective Equipment (PPE) as detailed in the risk assessment.
- Do not use any exposed gas pipe as a hand hold or step.
- Report all damage, no matter how slight. A gas pipe that has been struck, but appears undamaged, may have caused a leak in a building with a risk of explosion and injury or loss of life.

For further information and free downloads please visit:
<http://www.nationalgrid.com/dialbeforeyoudig>

STOP – Do not start work without gas plans

LOOK – Carry out a visual survey, use a pipe locator and hand dig trial holes

LISTEN – Follow National Grid instructions

In case of Gas Emergency

If you cause a gas leak, or suspect that gas pipe or equipment is leaking, you must take the following actions immediately:

- Stop work and get everyone away from the immediate vicinity of the escape.
- Inform the National Gas Emergency Service immediately on 0800 111 999*.
- Do not attempt to stop the escape by filling the hole as gas may enter buildings.
- If escaping gas is entering properties advise the occupants to leave until it is deemed safe to return by National Grid staff.

- Do not attempt to operate any valves (unless directed by call centre staff to close emergency control valves at domestic properties).
- Damage to a service supplying a building may result in gas entering the building.
- Prevent any approach to the immediate vicinity of the escape.
- Prohibit smoking and extinguish all naked flames or other ignition sources for at least 15m from the leakage.
- Assist National Grid, Police or Fire Services as requested.

Smell gas? Call 0800 111 999*

*All calls are recorded and may be monitored

GAS CONTACTS

The National Gas Emergency Service

0800 111 999*

Plant Protection Team

0800 688 588

SPN218, 11/07, d.

Excavating Safely

Avoiding injury while
working near gas pipes

nationalgrid

Plant Protection supplies details of National Grid's Gas apparatus, assesses Planning Applications, process Stopping Up orders, assists with Mains Diversions and Wayleave/Easement Searches. For future enquiries of this nature, please send enquiries to:

National Grid
Brick kiln street
Hinckley
Leicestershire
LE10 0NA

Tel: 0800 688 588
Fax: 01455 233 790
E-Mail: plantprotection@uk.ngrid.com

☐ Below are a list of addresses which may be useful to you in the future:

☐ We have forwarded your enquiry to the following Department(s) for their action:

◇ Capacity - Domestic
National Grid
Lakeside House
The Lakes
Northampton
NN4 7HD

01604 815851

◇ Service Live or Dead
National Grid
Lakeside House
The Lakes
Northampton
NN4 7HD

01604 815851

◇ Southern Gas Networks
& Scotland Gas Networks
Plant Location Dept.
95 Kilbirnie Street
Glasgow
G5 8JD

0141 418 4093

◇ Domestic Connections
National Grid
Lakeside House
The Lakes
Northampton
NN4 7HD

0870 903 9999

◇ NRSWA
National Grid
Brick Kiln Street
Hinckley
Leicestershire
LE10 0NA

01455 892174

◇ Wales & West Utilities
Spooners Close
Celtic Springs
Newport
NP10 8FZ

02920 278 912

◇ Isolations and Disconnections
National Grid
Lakeside House
The Lakes
Northampton
NN4 7HD

0870 903 9999

◇ Naming and Numbering
National Grid
Brick Kiln Street
Hinckley
Leicestershire
LE10 0NA

◇ Northern Gas Networks
1st Floor
1 Emperor Way
Doxford Int. Business Park
Sunderland
SR3 3XR

0191 501 4349

◇ Fulcrum Connections
Greasborough Road
Rotherham
S61 4QQ

0870 606 4750

◇ Mains Diversions Team
(Please contact Plant
Protection Team)

Site Visit Department
(Please contact Plant
Protection Team)



Excavating Safely

Avoiding injury
when working
near gas pipes

Measures to stay safe and avoid damage when
working near gas distribution pipes

nationalgrid

The following protective measures must be taken when excavating in the vicinity of National Grid gas apparatus at up to 7 bar pressure.

Reference should be made to the HSE Guidance Note HSG 47 'Avoiding Danger from Underground Services' and to 'Utilities Guidelines on Positioning and Colour Coding of Apparatus'. (The latter document can be downloaded free of charge at www.njug.org.uk).

To avoid injury to workers you must verify the details given on plans by; use of plant location equipment to trace all underground plant; hand dig trial holes to confirm the precise location of plant;

and use suitable paint or markers on the surface to clearly indicate the position of buried apparatus.

You must ensure full colour copies of National Grid plans are issued to the workers carrying out the excavations.

Every possible precaution must be taken to avoid personal injury or damage to National Grid apparatus during the progress of the works. Any costs incurred by National Grid for the repair of direct or consequential damage will be recharged in full.

National Grid reserves the right to divert any affected apparatus if proved necessary during the course of your works: the cost of which may be recharged – remember, if in doubt ask.

Surface boxes/manholes

Do not bury or move National Grid surface boxes. Access must be maintained both during and after your works. National Grid reserve the right to locate and/or realign any boxes not left in such condition upon completion of your works and at your expense. No manhole cover or other structure is to be built over, around, or under a gas pipe and no work is to be carried out which results in a reduction or increase in cover or protection, without agreement.

Clearances

Gas Pipes

No apparatus is to be laid directly above and along the line of existing gas pipes irrespective of clearance. Where new plant crosses over, or is laid alongside, an existing gas pipe, a minimum clearance of 250mm (or 1.5 times the external diameter of the gas pipe if this is greater) between the gas pipe and the new plant should be provided to allow future repair or maintenance. Where the minimum clearances cannot be met, or the work is close to a pipe operating above 2 bar (intermediate pressure), site discussions should be held with National Grid to agree a suitable clearance.

In case of a Gas Emergency

If you cause a gas leak, or suspect that gas pipe or equipment is leaking, you must take the following actions immediately:

- **Inform the National Gas Emergency service immediately on 0800 111 999*.**

- Stop work and get everyone away from the immediate vicinity of the escape.
- Do not attempt to stop the escape by filling the hole as gas may enter buildings.
- Do not attempt to operate any valves (unless directed by call centre staff to close emergency control valves at domestic properties).
- If escaping gas is entering properties, advise the occupants to leave until it is deemed safe to return by National Grid staff.

Minimum Safe Working Distances

Always contact National Grid for gas plans before carrying out any works. Furthermore, you must contact National Grid for specific guidance and safe working distances when undertaking the following activities in the vicinity of National Grid gas pipes:

use of explosives/blasting operations, piling, boring, construction works, demolition, deep excavations, road planing, levelling. Contact the plant protection team on 0800 688 588 for the minimum safe working distances.

Trial holes must be dug by hand to determine the exact location of mains and services in advance of mechanical excavating or thrust boring.

Intermediate Pressure Mains and Services

If you are planning to carry out any excavation works within 3.0 metres of an intermediate pressure gas pipe (operating between 2 and 7bar) you **MUST** contact the plant protection team on 0800 688 588 before you start work. In some circumstances National Grid apply the requirements of SSW22 for intermediate pressure mains.


Mechanical excavations

Mechanical excavators (including breaker attachments) MUST NOT be used within the following distances from gas mains.

Low Pressure	0.5 metres
Medium Pressure	0.5 metres
Intermediate Pressure	3.0 metres

Tree planting

If trees or shrubs are to be planted adjacent to our equipment, the selection of the type of tree or shrub and its planting must be considered so that root damage to buried mains or services will be avoided and that damage to trees or shrubs will not be caused by any subsequent excavations for repair and maintenance. Planting schemes should be submitted to National Grid for approval. We reserve the right to remove any tree/bush at any time in the future.



Backfilling

Concrete backfill should not be placed closer than 300mm to apparatus. No concrete or hard material should be placed under or adjacent to any apparatus.

Material used for the surround backfill of National Grid gas plant must conform to the following requirements:

- If sand, it must be well-graded in accordance with BS EN 12620: 2002.
- It must not contain any sharp particles.
- Foamed concrete should not be used.
- It must be laid to a minimum depth of 150mm above the crown of the apparatus. Power ramming should not take place until a 250mm hand rammed layer has been completed over the crown of the pipe.

Deep Excavations

If a sewer trench or any other water authority apparatus is to be constructed at greater than 1.5 metres deep near to a buried cast iron main, the model consultative procedure for pipeline construction involving deep excavations applies. National Grid is to be provided with detailed drawings showing the line and width of the proposed sewer or other apparatus trench, together with the soil group classifications of the area concerned.

- Damage to a service supplying a building may result in gas entering the building.
- Prevent any approach to the immediate vicinity of the escape.
- Prohibit smoking and extinguish all naked flames or other ignition sources for at least 15m from the leakage.
- Assist National Grid, Police or Fire Services as requested.

Smell gas? Call 0800 111 999*

For National Grid gas plans, information on safe digging and advice on minimum safe working distances or any other gas plant enquiries, please contact the National Grid Gas Plant Protection Team on 0800 688 588.

* All calls are recorded and may be monitored.

Access

Access to sites and to National Grid apparatus must be provided at all times. Please ensure that any temporary structures (portakabins, welfare facilities, silos etc.) or spoil heaps are not placed over National Grid gas pipes as this may block access and cause excess loading on the pipes. For further advice contact the National Grid Gas Plant Protection Team on 0800 688 588.

Crossing National Grid plant

The placing of heavy construction plant, equipment, materials or the passage of heavy vehicles over National Grid gas apparatus is prohibited unless specially agreed protective measures (i.e. the construction of reinforced crossing points) have been carried out. This is particularly important where reductions in side support or ground cover are planned.

Working in wayleaves or easements

Work should not be undertaken within a National Grid wayleave/easement without the formal written consent of National Grid.

Exposed plant

Where excavations adjacent to apparatus affect its support, the apparatus must be adequately supported and protected in consultation with and to the satisfaction of National Grid. All exposed plant must be protected from impact. Thrust blocks and supports must not be disturbed.

Welding, or other hot works involving naked flames, must not be carried out in the vicinity of exposed gas pipes without consent from National Grid and a prior agreement of precautions that will ensure the integrity of plastic pipes and protective coatings.

Shuttering must be constructed so as to prevent fresh concrete encasing National Grid gas apparatus and to maintain the stated clearances.

If you damage National Grid gas pipes or apparatus, including damage to wrapping or sleeving you must call 0800 111 999* immediately.

If you are working in the vicinity of gas pipes above 7 bar in pressure please contact us on 0800 731 2961 if you have not already got a copy of 'SSW22 Safe working in the vicinity of National Grid high pressure pipelines and associated installations'.

GAS DISTRIBUTION pipelines may be directly affected by work you are considering or intending to undertake.

Depending on where you are in England, Wales or Scotland you will need to contact the relevant gas distribution network company.

The adjacent map gives the contact numbers which you must call for plans and advice before working near any gas apparatus.

However, all gas emergency calls, irrespective of your location must be directed to the National Gas Emergency Service on 0800 111 999*.



Further Information

For free downloads of our 'Safe Excavation' films, this leaflet and other safety publications, please visit <http://www.nationalgrid.com/dialbeforeyoudig>

National Grid is a leading international energy infrastructure business – the largest utility in the UK.

Through National Grid Gas plc (formerly Transco), it owns and operates over 6,800 kilometres of high-pressure transmission pipeline across Great Britain, and 132,000 kilometres of lower-pressure distribution gas mains in the North West, the Midlands, East Anglia and North London – more than half of Britain's gas transportation network, delivering gas to around 11 million homes, offices and factories. National Grid sold the four gas distribution networks covering the rest of Britain to other companies in June 2005.

Through National Grid Electricity Transmission plc, the company operates the high-voltage electricity transmission network across Great Britain, and owns the network in England and Wales.






National Grid will continue to manage the National Gas Emergency Service freephone line 0800 111 999*.

* All calls are recorded and may be monitored.

nationalgrid

T/PR/DP1 Part 2. SPN219.11/07. π.



ID: 104	View extent: 1010m, 1090m	Do not proceed without further consultation
USER: janet.parkinson	LP MAINS _____ MP MAINS _____ IP MAINS _____ LHP MAINS _____ NHP MAINS _____	MAPS Plot Server Version 1.7.2
DATE: 07/10/2011	<div>0m100m</div> <div>Approximate scale 1:5000 on A4 Colour Portrait</div>	<div>nationalgrid</div> <div>Requested by: Rochford District Council</div> <div>Map 1 of 1</div>
DATA DATE: 07/10/2011		
REF: 11/00259/FUL		
MAP REF: TQ8591		
CENTRE: 585090, 191476		
<div>Valve  Depth of Cover  Syphon  Diameter Change  Material Change </div>		<div>This plan is reproduced from or based on the OS map by National Grid Gas plc, with the sanction of the controller of HM Stationery Office. Crown Copyright Reserved. Ordnance Survey Licence number 100024886</div>
<div>This plan shows those pipes owned by National Grid Gas plc in its role as a Licensed Gas Transporter (GT). Gas pipes owned by other GTs, or otherwise privately owned, may be present in this area. Information with regard to such pipes should be obtained from the relevant owners. The information shown on this plan is given without warranty, the accuracy thereof cannot be guaranteed. Service pipes, valves, syphons, stub connections, etc., are not shown but their presence should be anticipated. No liability of any kind whatsoever is accepted by National Grid Gas plc or their agents, servants or contractors for any error or omission. Safe digging practices, in accordance with HS(G)47, must be used to verify and establish the actual position of mains, pipes, services and other apparatus on site before any mechanical plant is used. It is your responsibility to ensure that this information is provided to all persons (either direct labour or contractors) working for you on or near gas apparatus. The information included on this plan should not be referred to beyond a period of 28 days from the date of issue.</div>		